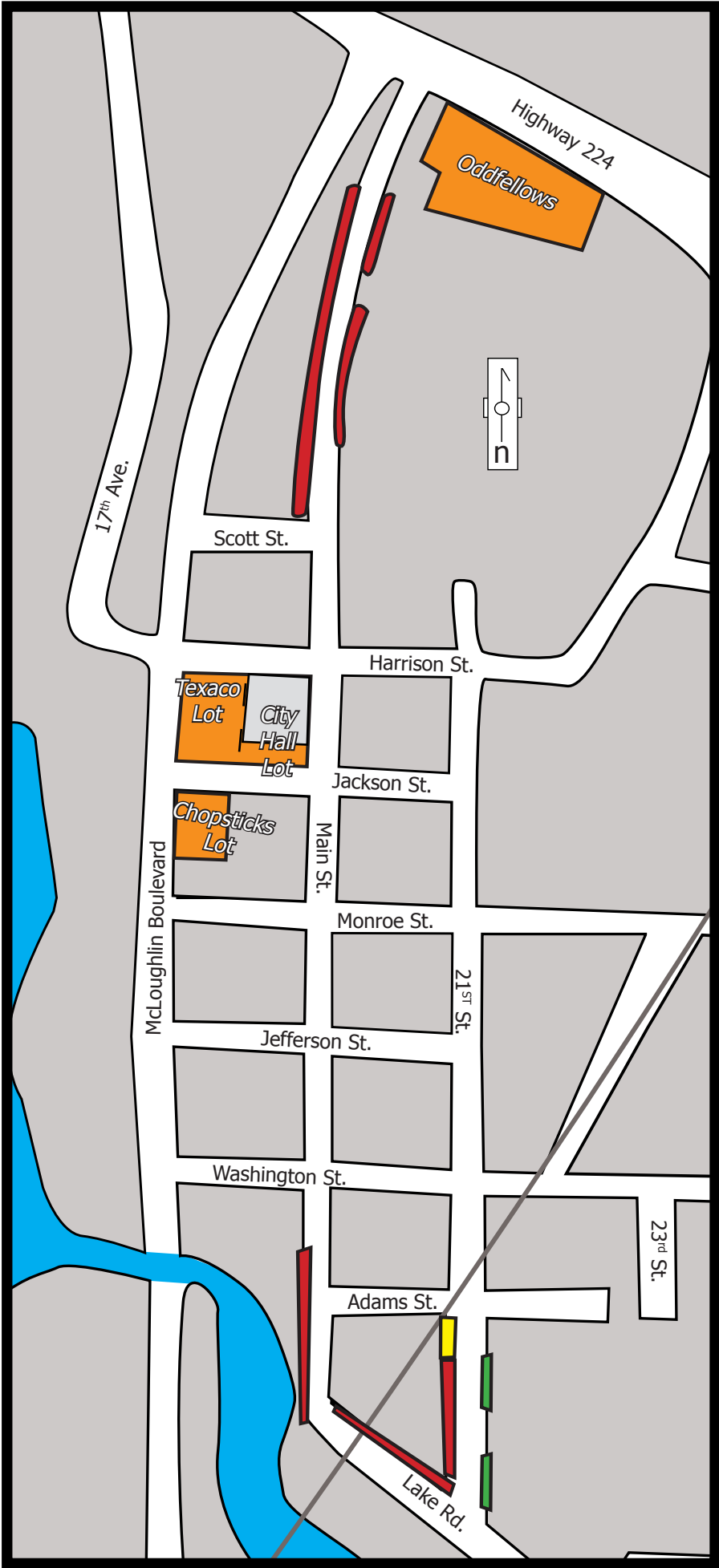






Downtown Milwaukie Long Term Parking



-  Permit Lot Parking
-  2 Hour Parking or All Day by Permit
-  4 Hour Parking or All Day by Permit
-  4 Hour Parking



DOWNTOWN MILWAUKIE EMPLOYEE PARKING FAQ'S

Why does the City of Milwaukie have parking enforcement?

Milwaukie's parking enforcement came about as a request from downtown business owners, who were concerned that their customers did not have adequate and convenient parking. When employees use on-street parking rather than lots, customers have difficulty finding parking spaces. Additionally, enforcement is necessary to prevent the downtown from becoming a park and ride for Portland-bound commuters.

Where should I park?

Downtown employees are encouraged to use the permit parking lots and the far north and south ends of Main and 21st streets on-street parking spaces. Also, ask your employer if they have a shared parking agreement with another business.

How do I get a permit?

Apply and make permit payments online at <http://www.dpseugene.com/milwaukie.html> or call toll free (877) 702-3339. Permit applications are also available at City Hall. (Be sure to have your employer's name and address with you for the application.) Permits cost less than a dollar a day; for one month the cost is \$25 and for a discount buy six months for \$125 and get one month free.

Who should I call if I have questions?

City of Milwaukie Parking Manager, Sarah Lander at (503) 786-7564.

Why does the City want us to get permits?

On-street parking is designed for downtown customer parking. To meet the need of downtown employers, the City created the permit system to ensure that employees have a place to park.

What is the block rule?

Parking more than once in the same block is prohibited in the Milwaukie Municipal Code. Where signs designate maximum parking time limits, movement of a vehicle within a block shall not extend the time limits for parking. A block is defined as all four sides or streets surrounding or encompassing a plot of land, including any adjacent street across from the block originally parked in.

See graphic:

After the posted time limit has passed **do not park in the RED lined areas.**

